



# FREEPORT PUBLIC SCHOOLS BUDGET VOTE

**TUESDAY, MAY 18 • 6 A.M.-9 P.M.**

## **Financial Management**

- The tax levy has not been increased for the last six out of seven years.
- The district's Standard & Poor's bond rating of AA is a rating earned by only a few of the 300 districts in New York State.
- By refinancing outstanding bond payments, the district saved taxpayers \$6.5 million in interest costs.
- Freeport spends approximately \$6,055 less per pupil and collects approximately \$11,080 less in tax levy per student than the average school district in Nassau County.
- \$24.2 million in capital projects completed using the capital reserve funds at no additional cost.
- \$6.3 million in districtwide improvements completed through an energy performance contract, lowered the carbon footprint by 30% annually, at no additional cost.
- \$5.9 million in projects completed through the SMART Schools Bond Act Program replaced four portable classrooms with permanent classrooms, infused technology into the classrooms including iPads, Chromebooks, Smart Boards and increased connectivity at no additional cost.

**2021-2022  
Proposed  
Budget No Tax  
Levy Increase**

**Supporting Educational  
Excellence, Equity, Health,  
Wellness and Safety**

**For additional information  
about the budget, visit our  
website at  
[www.freeportschools.org](http://www.freeportschools.org),  
find us on Facebook or call  
516-867-5209.**

## **Budget Highlights**

- The district has proposed a 2021-2022 budget with no tax levy increase. In fact, it is a 0.12% decrease.
- Maintains programs, services and staffing. Provides support for loss of schooling.
- Supports programs to prepare students for college, career and life readiness.
- Increases instructional technology equipment and enhances digital learning platforms.
- Includes continued support for health and safety of students and staff.
- Increases programming in social-emotional learning with SEL Sensory Spaces.
- Increases professional development, curriculum development and materials focused on Diversity, Equity, Inclusion and Implicit Bias.
- Enhances support services for ENL students and students with special needs, including BOCES services.
- Includes after-school programs and clubs, including hands-on STEM experiences.
- Includes enhanced summer programs for students, including academics, the arts, athletics and STEM.
- Increased allocations for capital improvements.

**REMEMBER TO VOTE  
BUDGET VOTE AND TRUSTEE ELECTION  
TUESDAY, MAY 18 • 6 A.M.-9 P.M.**

# Fiscal Summary

## No Tax Levy Increase Proposed for 2021-2022



### Tax Levy History

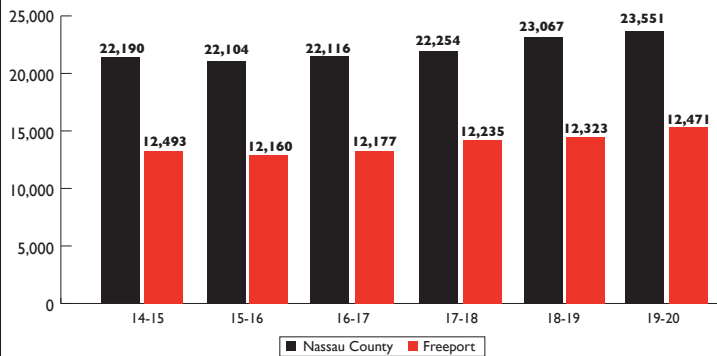


- No Tax Levy Increase for the Last Six Out of Seven Years.
- The Proposed 2021-22 Budget Represents a 0.12% Tax Levy Decrease.
- The District's Tax Levy Per Pupil and Expenditures Per Pupil Are Lower Than the Nassau County Average.



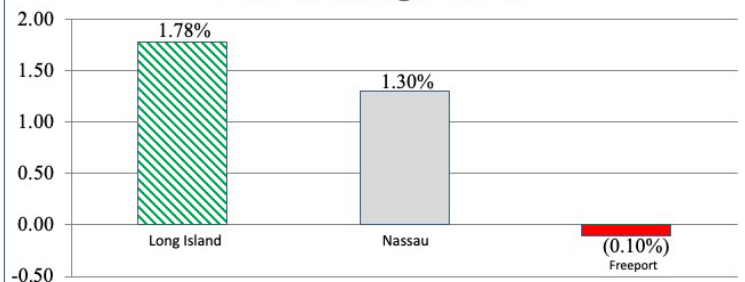
### Tax Levy Per Pupil

Freeport vs. Nassau County Avg.  
Freeport Collects \$11,080 Less Than the County Average



### Tax Levy Comparison

Average Tax Levy Changes  
Freeport (0.10%)  
2015-16 through 2019-20

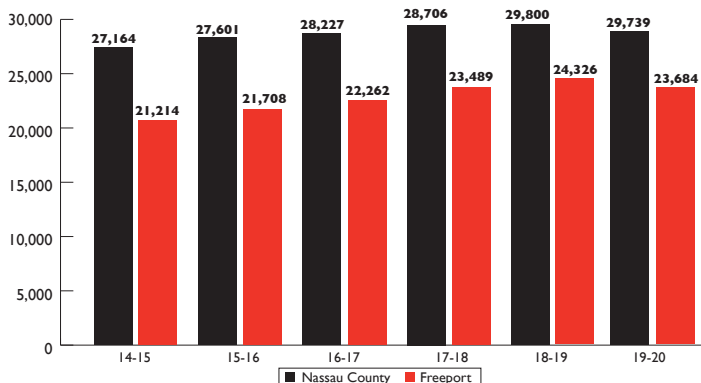


Source: NY State Education Department – Property Tax Report Card  
\* Latest Data



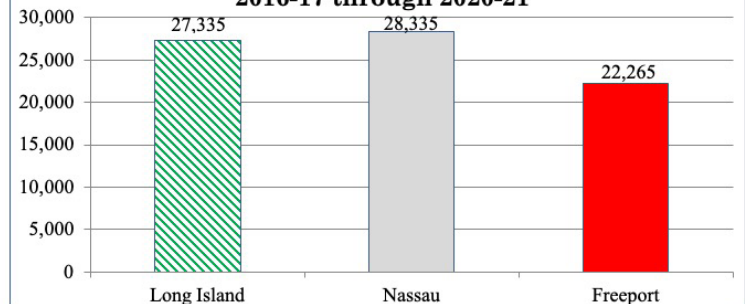
### Expenditures Per Pupil

Freeport vs. Nassau County Avg.  
Freeport Spends \$6,055 Less Than the County Average



### Per Pupil Expenditure Comparison

Average Per Pupil Expenditure  
2016-17 through 2020-21



Source: NY State Education Department – Property Tax Report Card  
\* Latest Data