



FREEPORT PUBLIC SCHOOLS BUDGET VOTE

Absentee Ballot Only Due June 9 by 5 P.M.

Budget Highlights

- Maintains all current programs, services, and staffing.
- Supports programs to prepare students for college, career and life readiness.
- Maintains instructional technology and enhanced digital library (e-books and apps).
- Includes continued focus on STEAM initiatives.
- Includes continued support for health and safety of students and staff.
- Maintains support services for ENL students and students with special needs, including BOCES services.
- Includes after-school programs and clubs, including robotics.
- Supports capital improvement projects.

**Success Through
Supporting
Programs,
Wellness, and
Services**

For additional information
about the budget, visit our
website at
www.freeportschools.org,
find us on Facebook or call
516-867-5209.

Financial Management

- The tax levy has been decreased for five consecutive years.
- The district's Standard & Poor's bond rating of AA is a rating earned by only a few of the 300 districts in New York State.
- Freeport spends approximately \$5,500 less per pupil and collects approximately \$10,700 less in tax levy per student than the average school district in Nassau County.
- By refinancing outstanding bond payments, the district saved taxpayers \$6.5 million in interest costs and also shortened the payback period by three years for one of the outstanding bond issuances.
- Through the first capital reserve fund established in 2009, as well as the second capital reserve fund established in 2017, the district has completed \$14.3 million in capital reserve projects at no additional cost to taxpayers.
- Using the interest-free Quality School Construction Bond program, the district completed \$5 million in additional capital improvement projects, saving taxpayers approximately \$1.4 million in interest costs.

**MAIL EARLY • BUDGET VOTE AND TRUSTEE ELECTION
ABSENTEE BALLOT ONLY**

ABSENTEE BALLOTS MUST BE RECEIVED BY 5 P.M. ON TUESDAY, JUNE 9, 2020

Fiscal Summary

Tax Levy Within Allowable Tax Levy Cap



Tax Levy History

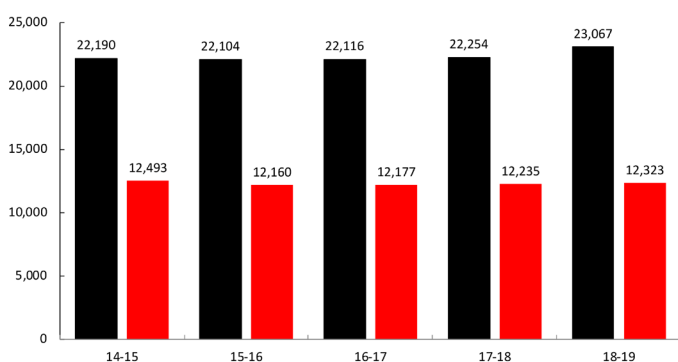


- The Tax Levy Was Decreased for the Last Five Consecutive Years.
- The Proposed Tax Levy Increase of 2.92% Is Within the Allowable Tax Levy Cap.
- Average Tax Levy Increase for the Past 13 Years Is Only 1.39%.
- The District's Tax Levy Per Pupil Is Lower Than the Nassau County Average.



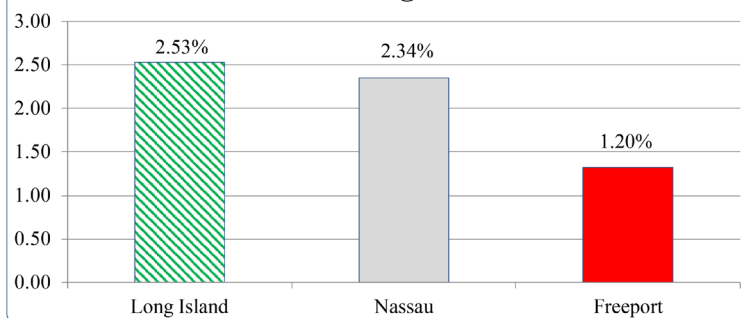
Tax Levy Per Pupil

Freeport vs. Nassau County Avg.
Freeport Collects \$10,700 Less Than the County Average



Tax Levy Comparison

Average Tax Levy Changes
08-09 through 19-20

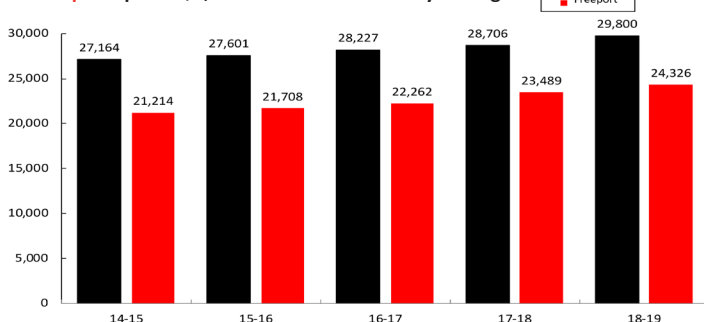


Source: NY State Education Department – Property Tax Report Card
* Latest Data



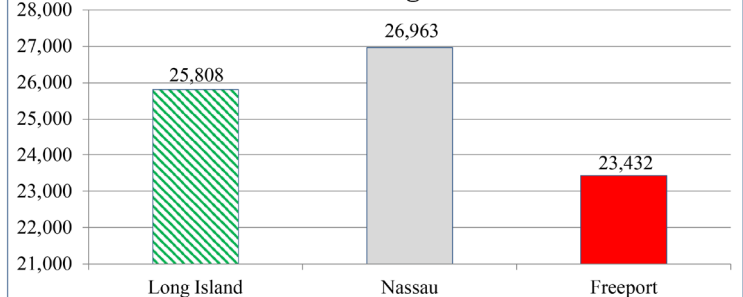
Expenditures Per Pupil

Freeport vs. Nassau County Avg.
Freeport Spends \$5,500 Less Than the County Average



Per Pupil Expenditure Comparison

Average Per Pupil Expenditures
08-09 through 19-20



Source: NY State Education Department – Property Tax Report Card
* Latest Data