



FREEPORT PUBLIC SCHOOLS BUDGET VOTE

Tuesday, May 15, 2018, 6 a.m. – 9 p.m.

Budget Highlights

- *Additional staff to support students and programs*
- *Introduction of new course offerings and textbook adoptions*
- *Additional support services for students with special needs, including BOCES services*
- *Substantial capital improvement projects*
- *Continued support toward improving the safety of our students*
- *Continued expansion of instructional technology*
- *Includes a summer arts academy, a new STEM summer program, and after-school programs and clubs, including robotics*

**Tax Levy
DECREASE
for 2018-19
Fourth
Consecutive Year**

For budget updates, voter registration, absentee ballot information and polling places, visit our website at www.freeportschools.org, on Facebook, or call 516-867-5209.

Financial Management

- The tax levy has been decreased for four consecutive years with a decrease of 0.12% for the 2018-19 school year.
- Freeport's Standard & Poor's bond rating is AA, a rating earned by only a few of the 300 districts rated in New York State.
- Freeport spends approximately \$6,000 less per pupil and collects approximately \$9,900 less in tax levy per pupil than the average school district in Nassau County.
- By refinancing outstanding bond payments, the district saved taxpayers \$6.5 million in interest costs and also shortened the payback period by three years for one of the outstanding bond issuances.
- Through the first capital reserve fund established in 2009, the district has completed \$8.9 million of capital projects at no additional cost to taxpayers.
- In the past few years, through an energy performance contract and an EXCEL bond, the district has implemented more than \$25 million in capital improvement projects at no cost to taxpayers.
- Using the interest-free Quality School Construction Bond program, the district completed \$5 million of additional capital improvement projects, saving taxpayers approximately \$1.4 million in interest costs.

Where to Register:	Register by May 11 at the Freeport Schools Administration Building, corner of Seaman Avenue and Ocean Avenue, 8:30 a.m. – 3:30 p.m. Call 516-867-5209 for additional information.
Where and When to Vote:	Archer Street, Bayview Avenue, Leo F. Giblyn, Columbus Avenue and Caroline G. Atkinson schools and the Albany Avenue Field House, 55 Albany Ave., Freeport, on Tuesday, May 15, from 6 a.m. to 9 p.m.

Fiscal Summary

Tax Levy Decrease - Fourth Consecutive Year



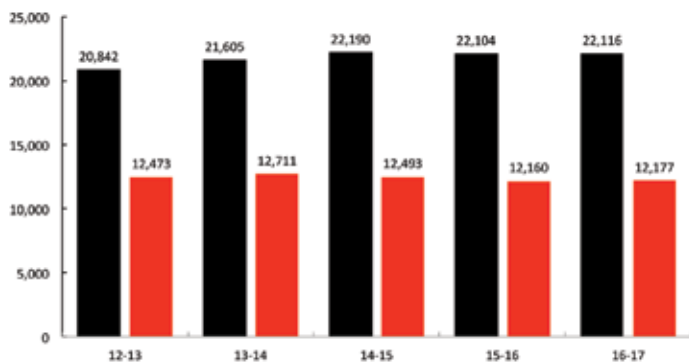
Tax Levy History

- The Tax Levy Has Been Decreased for Four Consecutive Years With a Decrease of 0.12% for the 2018-2019 School Year
- The Tax Levy Has Been Decreased in Six of the Last 11 Years
- The Average Tax Levy Increase for the Past 11 Years Is Only 1.27%
- The District's Tax Levy Per Pupil Is Lower Than the Nassau County Average



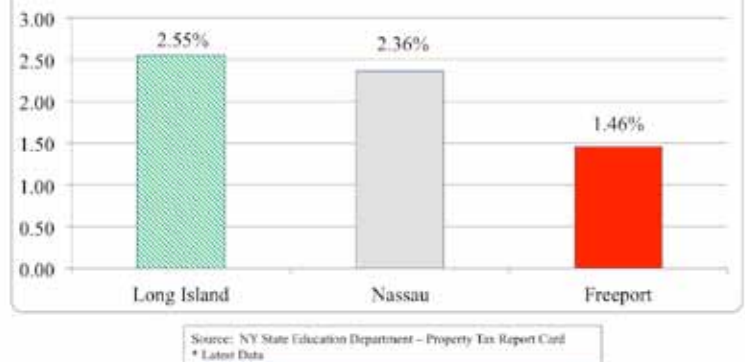
Tax Levy Per Pupil

Tax Levy Per Pupil
Freeport vs. Nassau County Avg.



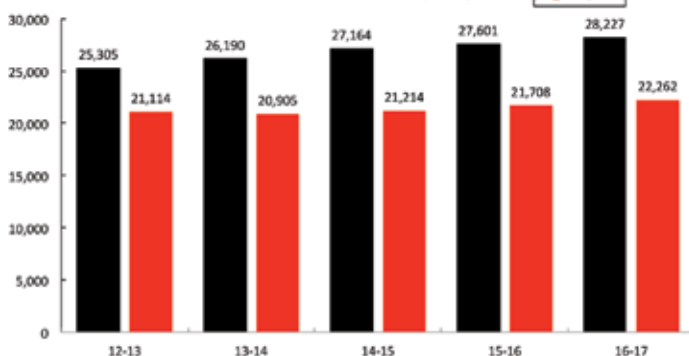
Tax Levy Comparison

Average Tax Levy Changes
08-09 through 17-18



Expenditures Per Pupil

Expenditures Per Pupil
Freeport vs. Nassau County Avg.



Per Pupil Expenditure Comparison

Average Per Pupil Expenditures
08-09 through 17-18

